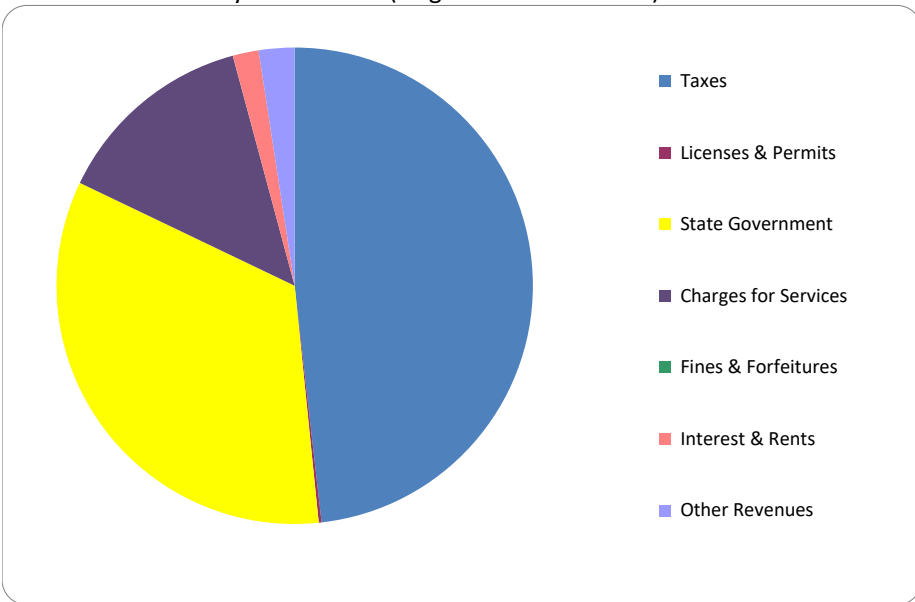


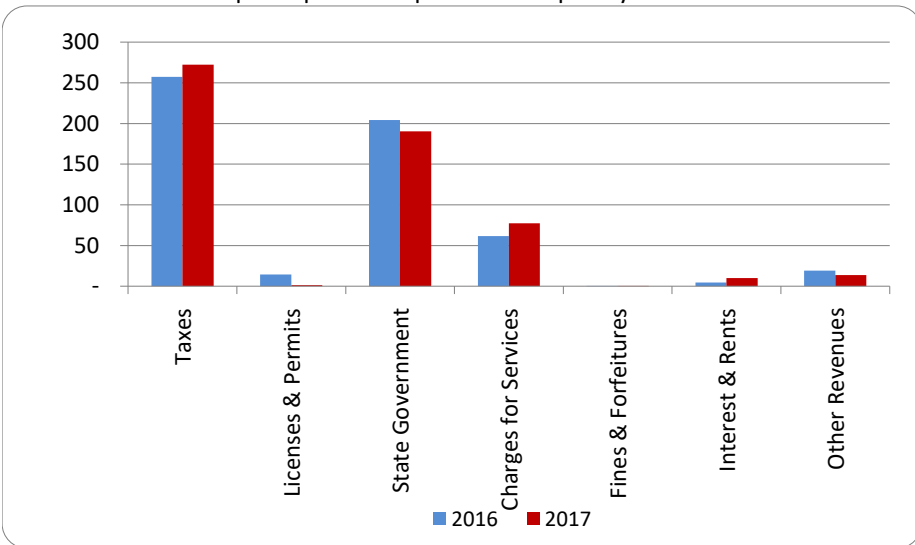
1. Where our money comes from (all governmental funds)



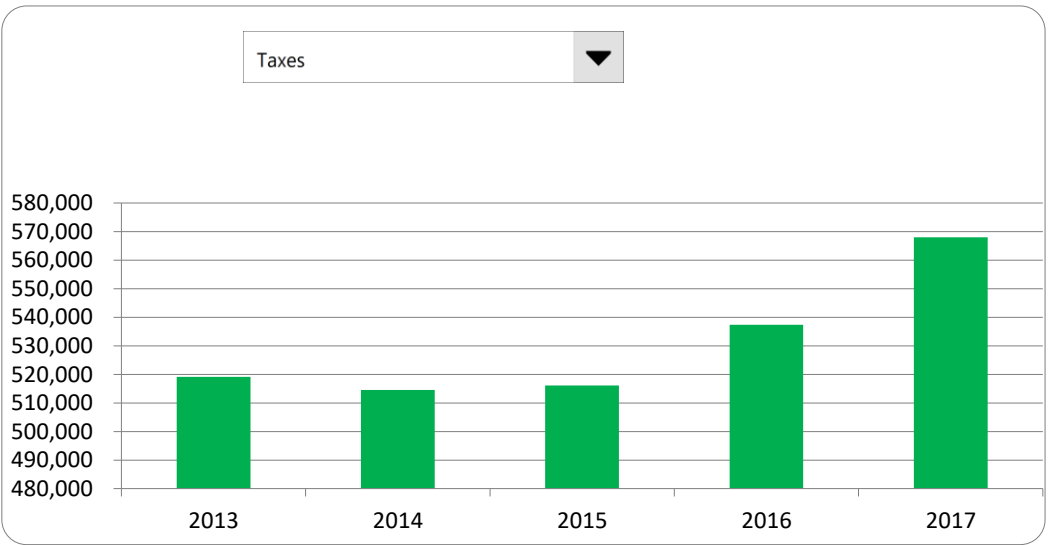
2. Compared to the prior year

	<u>2016</u>	<u>2017</u>	<u>% change</u>
Taxes	\$ 537,308	\$ 567,982	5.71%
Licenses & Permits	30,158	2,258	-92.51%
Federal Government	-	-	N/A
State Government	426,624	397,339	-6.86%
Local Contributions	-	-	N/A
Charges for Services	128,154	161,534	26.05%
Fines & Forfeitures	270	61	-77.41%
Interest & Rents	9,728	20,668	112.46%
Other Revenues	39,672	28,598	-27.91%
Total Revenues	\$ 1,171,914	\$ 1,178,440	0.56%

3. Revenue sources per capita - compared to the prior year



4. Historical trends of individual sources



Commentary:

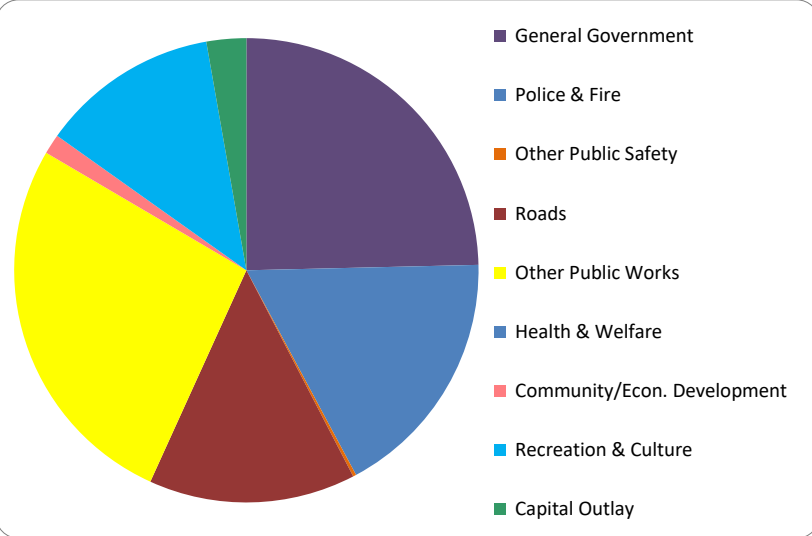
For more information on our unit's finances, contact Lee Kilbourn at 989-662-6761.

CITIZEN'S GUIDE TO LOCAL UNIT FINANCES - City of Auburn (9210)

EXPENDITURES

1. Where we spend our money (all governmental funds)

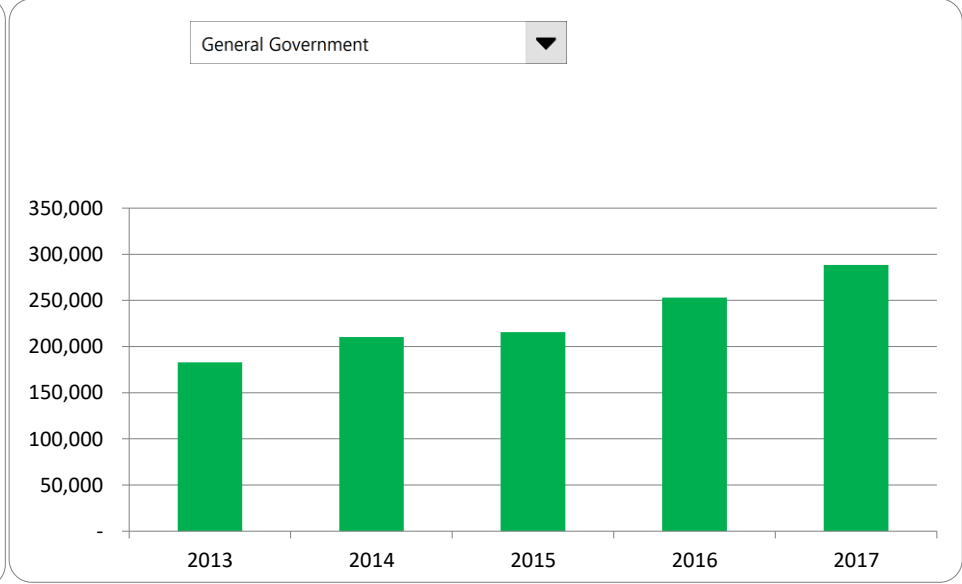
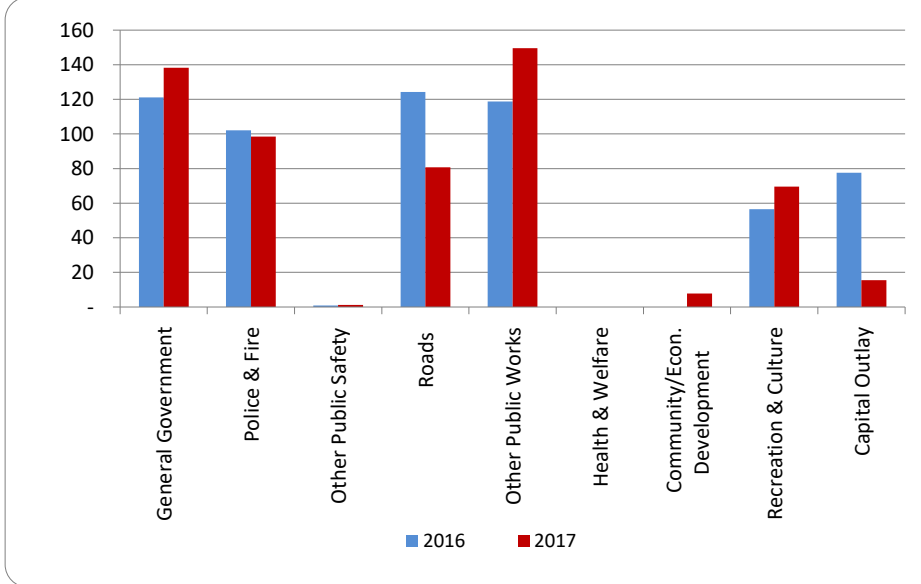
2. Compared to the prior year



	2016	2017	% change
General Government	\$ 252,924	\$ 288,418	14.03%
Police & Fire	213,225	205,444	-3.65%
Other Public Safety	1,823	2,588	41.96%
Roads	259,382	168,620	-34.99%
Other Public Works	247,898	312,257	25.96%
Health & Welfare	-	-	N/A
Community/Econ. Development	-	16,236	N/A
Recreation & Culture	118,038	145,211	23.02%
Capital Outlay	161,964	32,380	-80.01%
Debt Service	-	-	N/A
Other Expenditures	-	-	N/A
Total Expenditures	\$ 1,255,254	\$ 1,171,154	-6.70%

3. Spending per capita - compared to the prior year

4. Historical trends of individual departments:



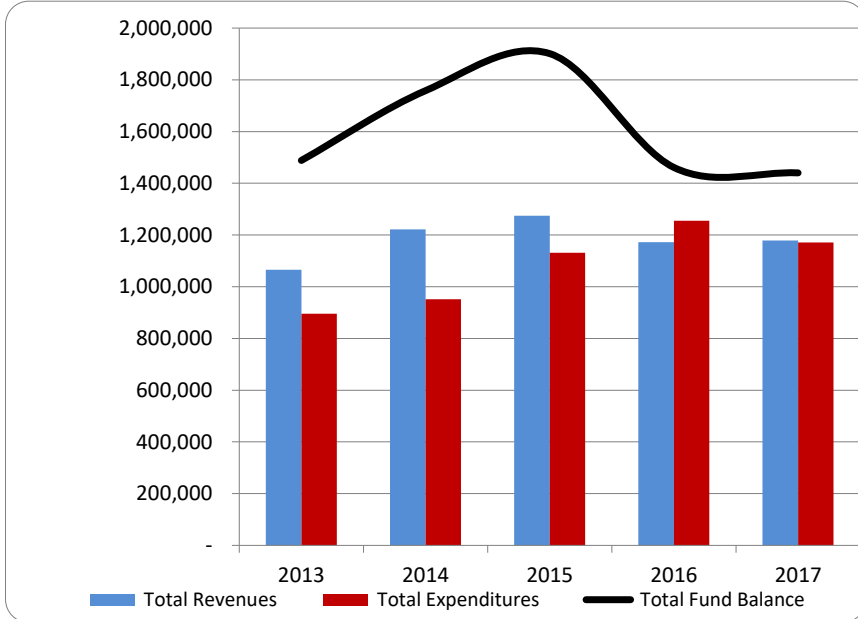
Commentary:

For more information on our unit's finances, contact Lee Kilbourn at 989-662-6761.

CITIZEN'S GUIDE TO LOCAL UNIT FINANCES - City of Auburn (9210)

FINANCIAL POSITION

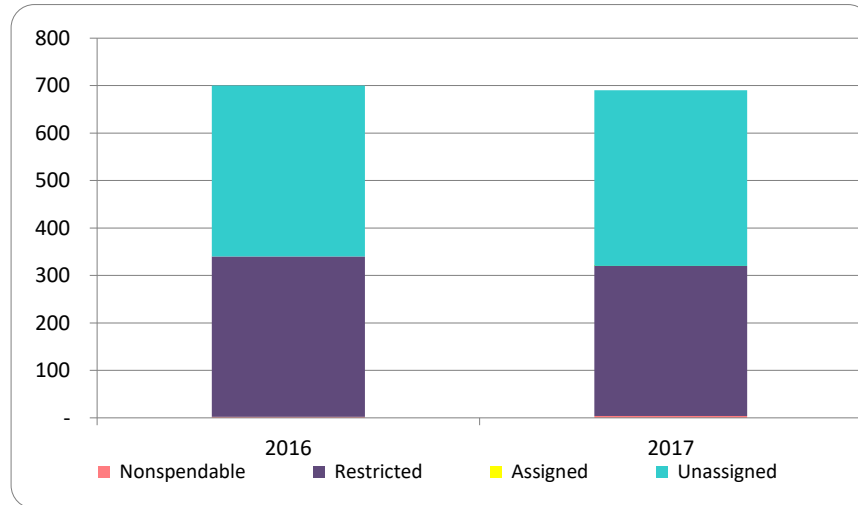
1. How have we managed our governmental fund resources (fund balance)?



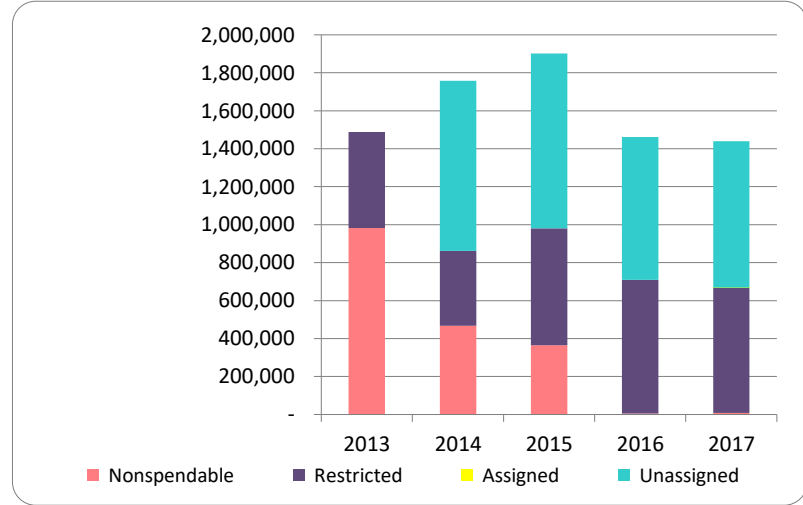
2. Compared to the prior year

	2016	2017	% change
Revenue	1,171,914	1,178,440	0.56%
Expenditures	1,255,254	1,171,154	-6.70%
Surplus (shortfall)	(83,340)	7,286	-108.74%
Fund balance, by component:			
Nonspendable	4,930	8,074	63.77%
Restricted	704,226	659,518	-6.35%
Committed	-	-	N/A
Assigned	-	24	N/A
Unassigned	751,936	772,534	2.74%
total fund balance	1,461,092	1,440,150	-1.43%

3. Fund balance per capita - compared to the prior year



4. Historical trends of individual components



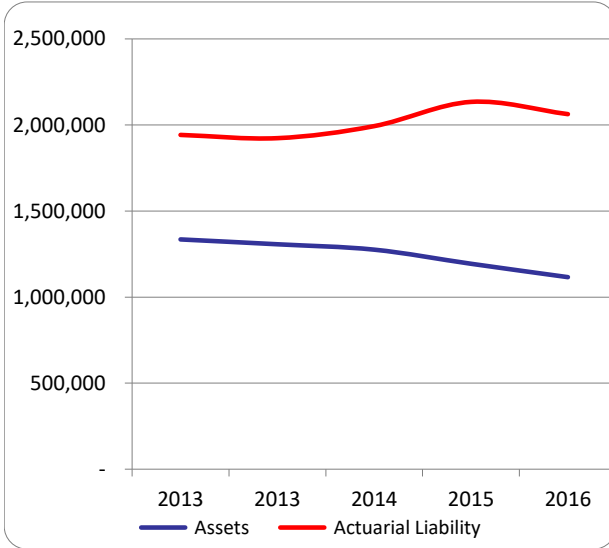
Commentary:

For more information on our unit's finances, contact Lee Kilbourn at 989-662-6761.

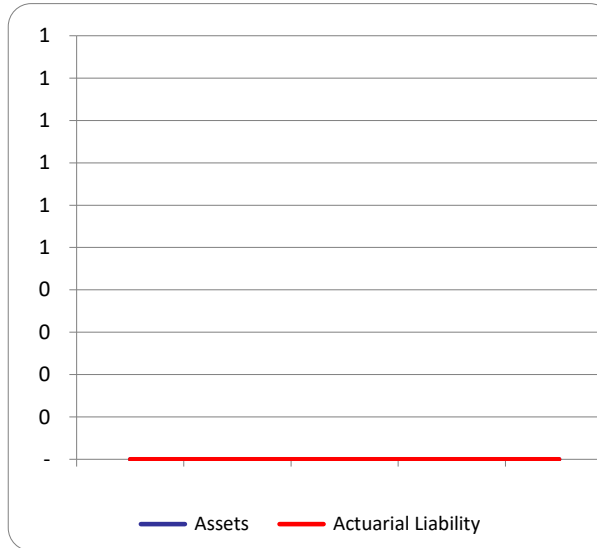
CITIZEN'S GUIDE TO LOCAL UNIT FINANCES - City of Auburn (9210)

OTHER LONG TERM OBLIGATIONS

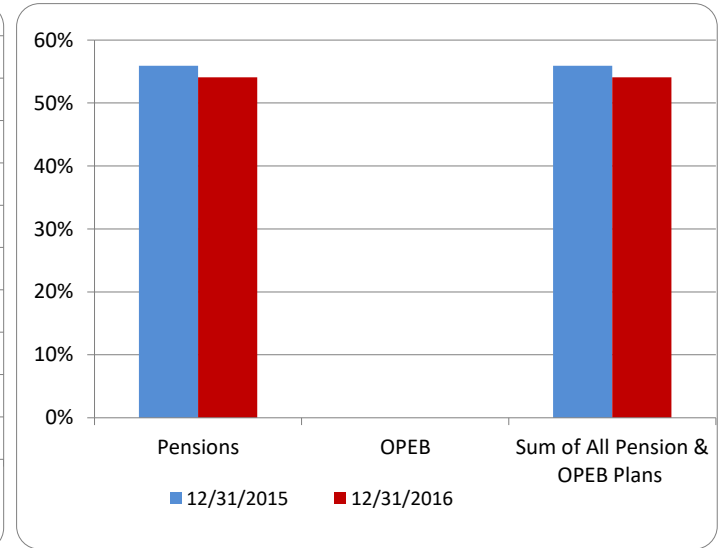
1. Pension funding status



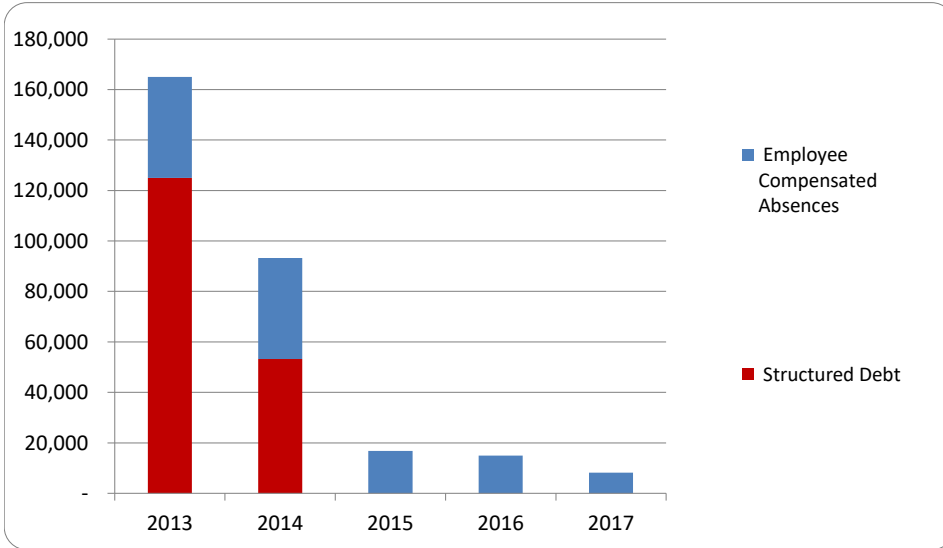
2. Retiree Health care funding status



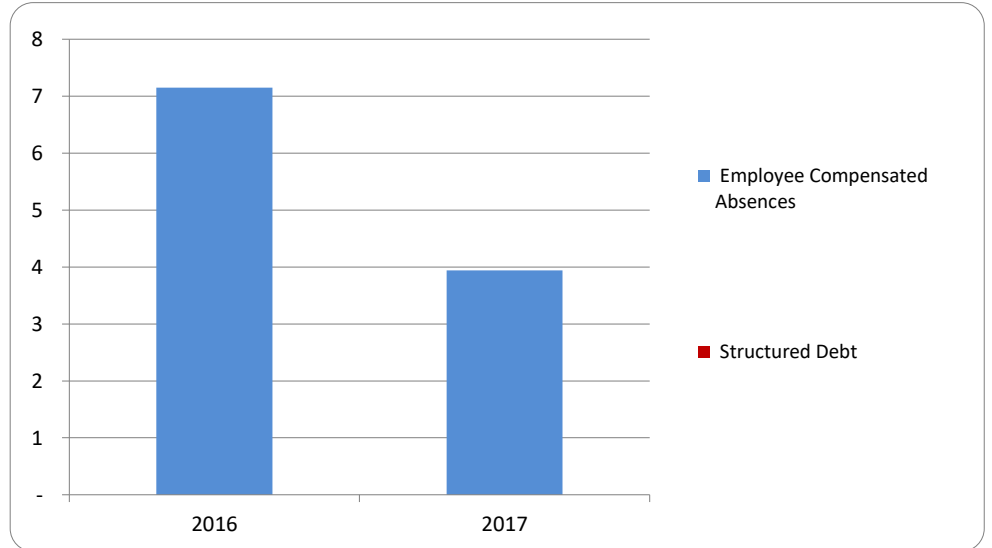
3. Percent funded - compared to the prior year



4. Long Term Debt obligations:



5. Debt & other long term obligations per capita - compared to the prior year



Commentary: