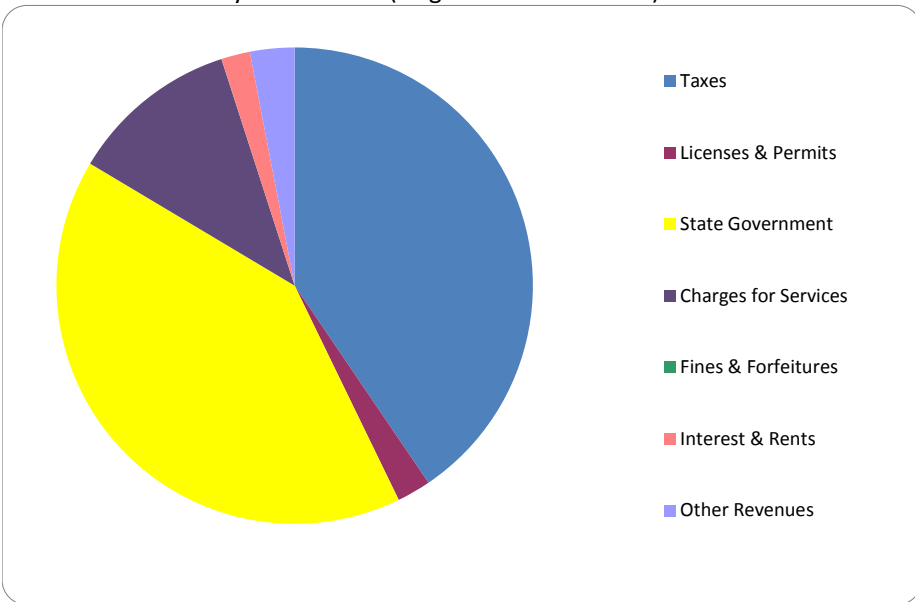


**CITIZEN'S GUIDE TO LOCAL UNIT FINANCES - City of Auburn (9210)**

**REVENUES**

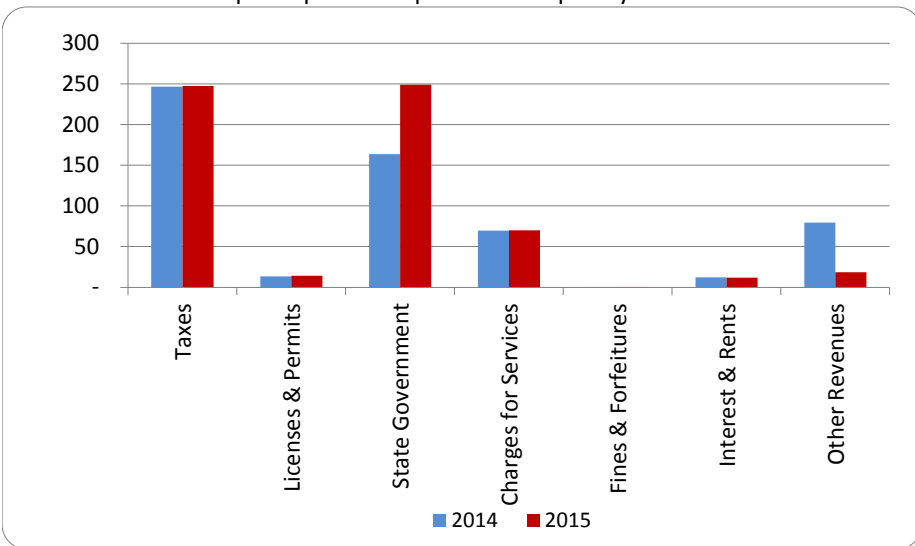
**1. Where our money comes from (all governmental funds)**



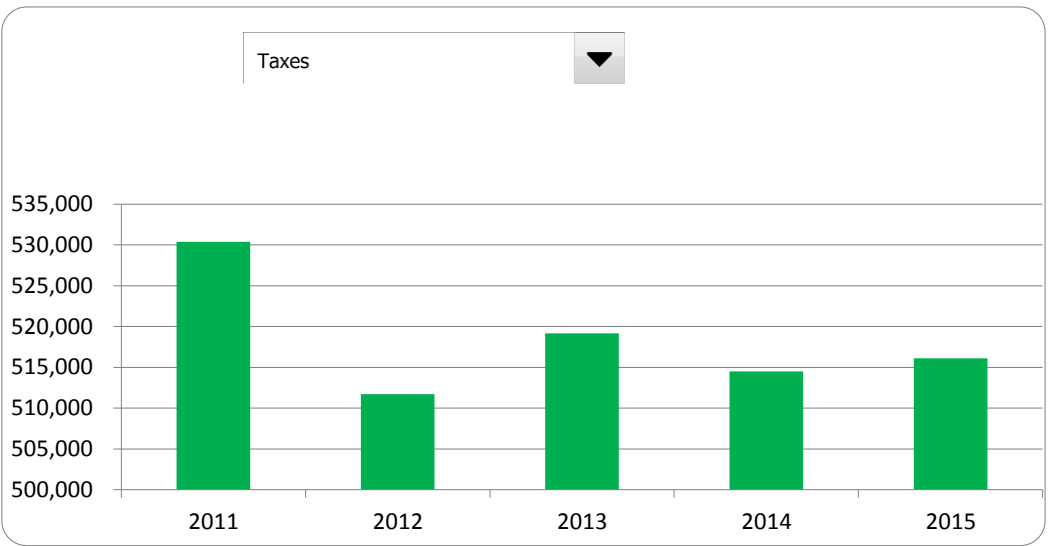
**2. Compared to the prior year**

	<u>2014</u>	<u>2015</u>	<u>% change</u>
Taxes	\$ 514,498	\$ 516,115	0.31%
Licenses & Permits	28,317	29,309	3.50%
Federal Government	-	-	N/A
State Government	341,450	519,325	52.09%
Local Contributions	-	-	N/A
Charges for Services	145,088	146,048	0.66%
Fines & Forfeitures	147	123	-16.33%
Interest & Rents	25,718	24,827	-3.46%
Other Revenues	166,057	38,479	-76.83%
<b>Total Revenues</b>	<b>\$ 1,221,275</b>	<b>\$ 1,274,226</b>	<b>4.34%</b>

**3. Revenue sources per capita - compared to the prior year**



**4. Historical trends of individual sources**



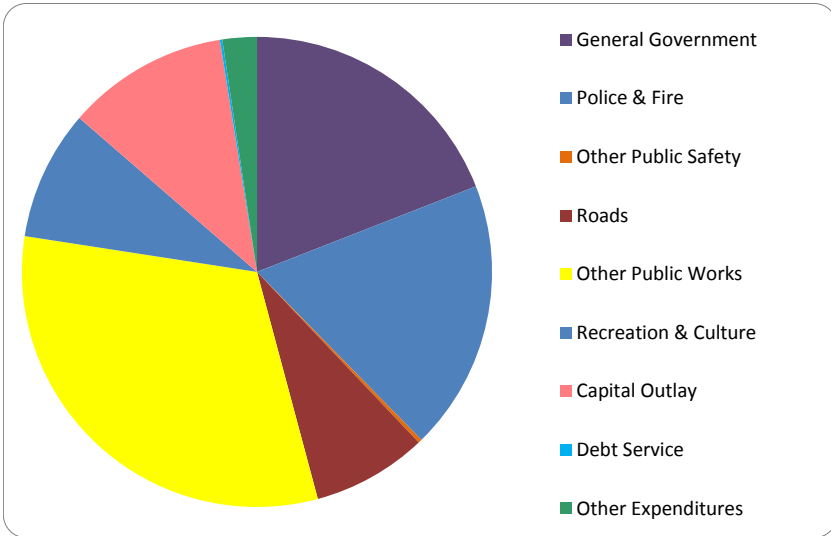
**Commentary:**

For more information on our unit's finances, contact Patricia Rayl at 989-662-6761.

**CITIZEN'S GUIDE TO LOCAL UNIT FINANCES - City of Auburn (9210)**

**EXPENDITURES**

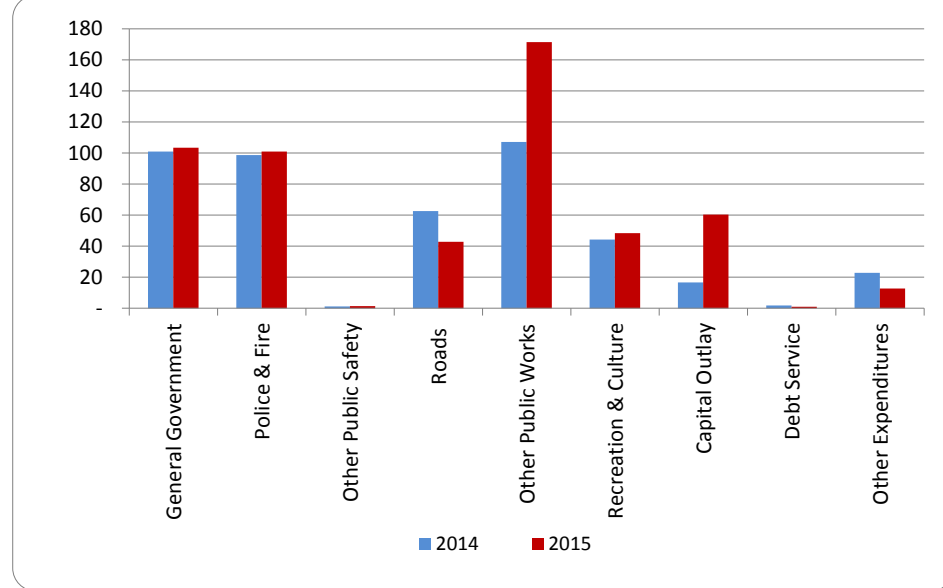
**1. Where we spend our money (all governmental funds)**



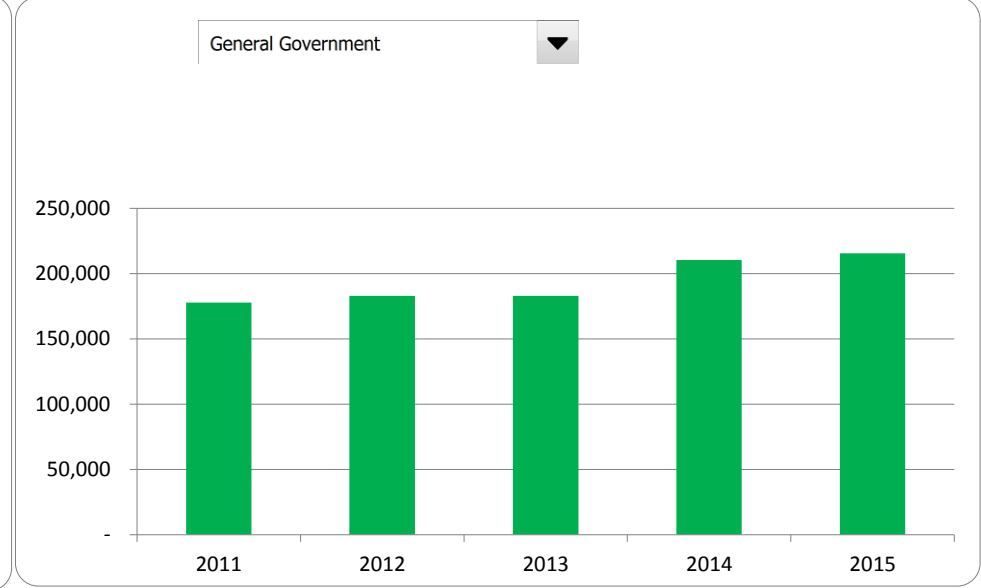
**2. Compared to the prior year**

	<u>2014</u>	<u>2015</u>	<u>% change</u>
General Government	\$ 210,382	\$ 215,679	2.52%
Police & Fire	205,732	210,367	2.25%
Other Public Safety	2,639	2,834	7.39%
Roads	130,741	89,464	-31.57%
Other Public Works	223,483	357,478	59.96%
Recreation & Culture	92,452	100,949	9.19%
Capital Outlay	34,471	125,646	264.50%
Debt Service	3,750	1,875	-50.00%
Other Expenditures	47,784	26,703	-44.12%
<b>Total Expenditures</b>	<b>\$ 953,448</b>	<b>\$ 1,133,010</b>	<b>18.83%</b>

**3. Spending per capita - compared to the prior year**



**4. Historical trends of individual departments:**



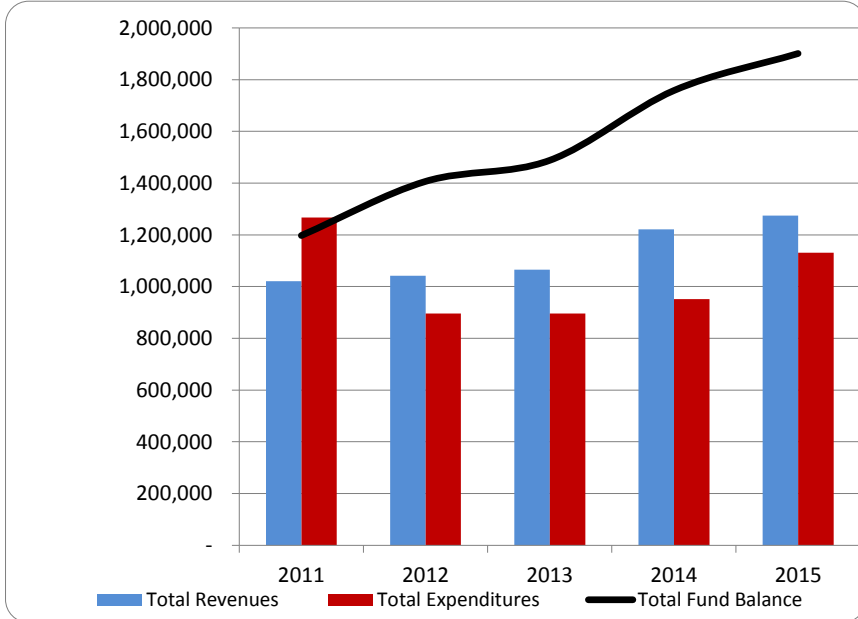
**Commentary:**

For more information on our unit's finances, contact Patricia Rayl at 989-662-6761.

**CITIZEN'S GUIDE TO LOCAL UNIT FINANCES - City of Auburn (9210)**

**FINANCIAL POSITION**

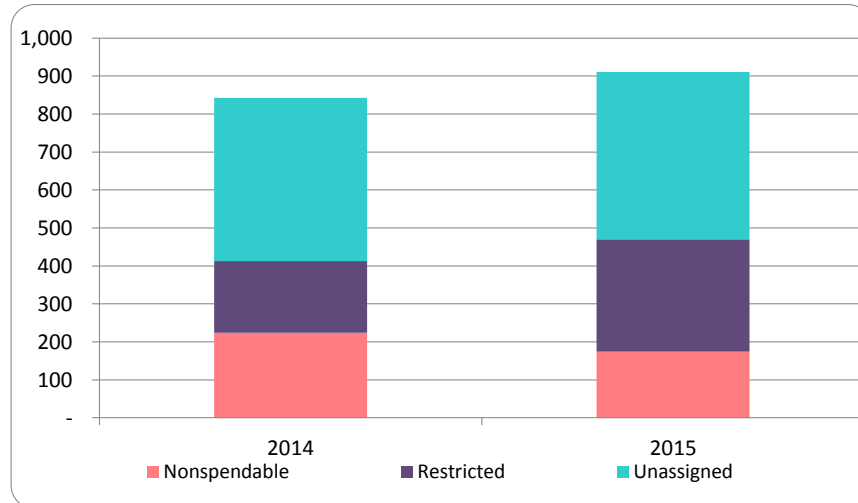
1. How have we managed our governmental fund resources (fund balance)?



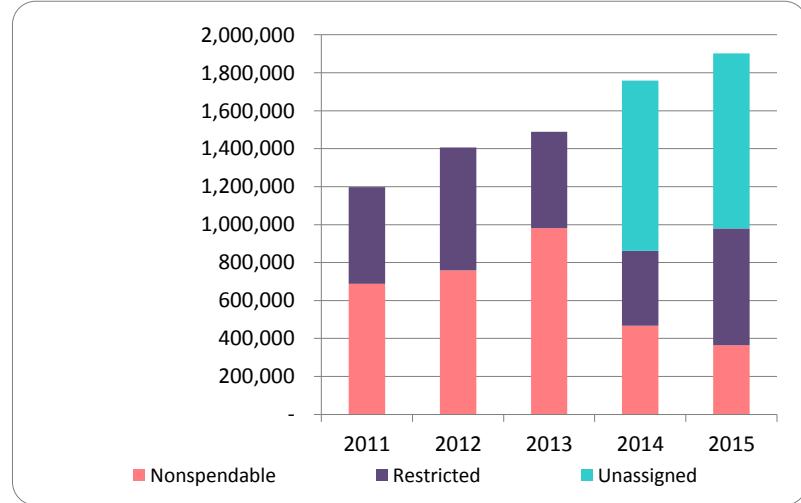
2. Compared to the prior year

	2014	2015	% change
Revenue	1,221,275	1,274,226	4.34%
Expenditures	951,434	1,130,995	18.87%
Surplus (shortfall)	269,841	143,231	-46.92%
Fund balance, by component:			
Nonspendable	467,420	364,429	-22.03%
Restricted	393,970	616,206	56.41%
Committed	-	-	N/A
Assigned	-	-	N/A
Unassigned	896,610	920,597	2.68%
total fund balance	1,758,000	1,901,232	8.15%

3. Fund balance per capita - compared to the prior year



4. Historical trends of individual components



Commentary:

For more information on our unit's finances, contact Patricia Rayl at 989-662-6761.

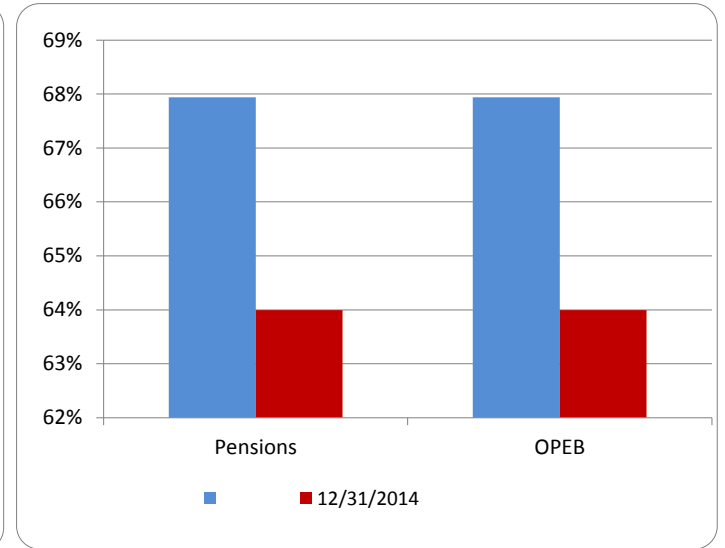

**CITIZEN'S GUIDE TO LOCAL UNIT FINANCES - City of Auburn (9210)**

**OTHER LONG TERM OBLIGATIONS**

1. Pension funding status

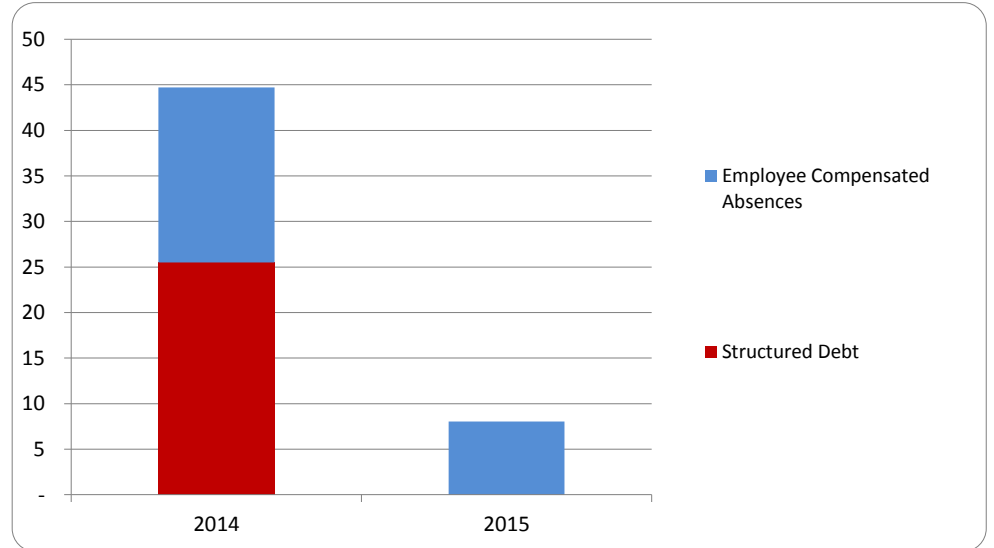
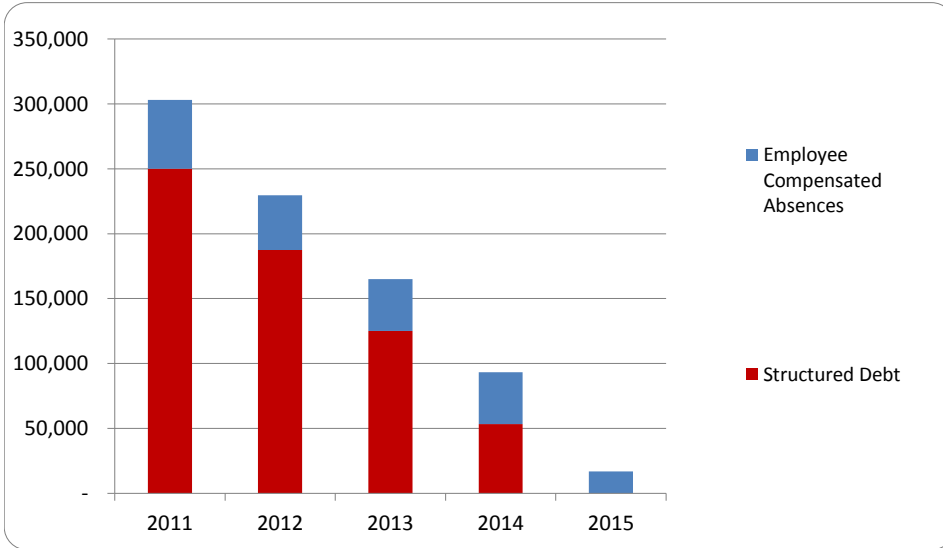
2. Retiree Health care funding status

3. Percent funded - compared to the prior year



4. Long Term Debt obligations:

5. Debt & other long term obligations per capita - compared to the prior year



Commentary: The City of Auburn does not have any debts to pay. Also, the City of Auburn does not offer retirees health care, and the OPEB numbers are a repeat of the pension plan.