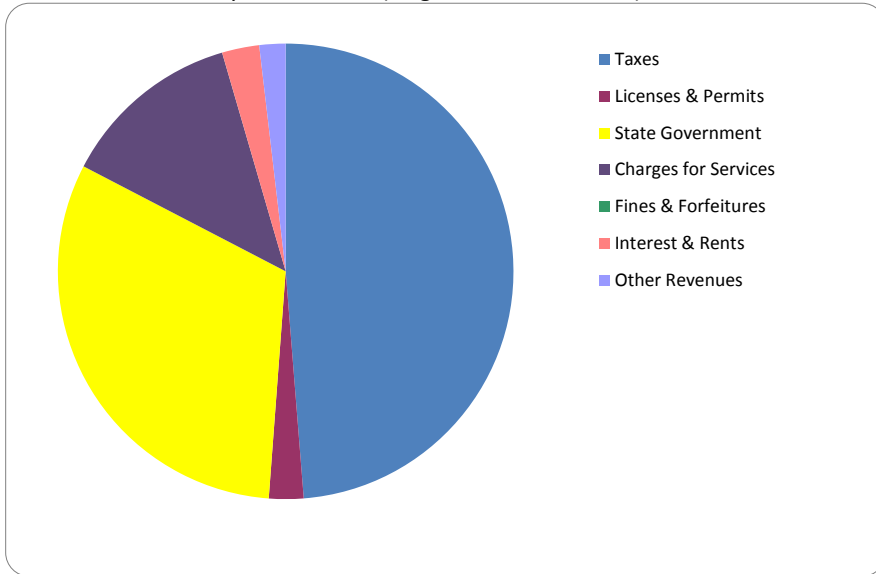


CITIZENS' GUIDE TO LOCAL UNIT FINANCES - City of Auburn (09210)

REVENUES

1. Where our money comes from (all governmental funds)

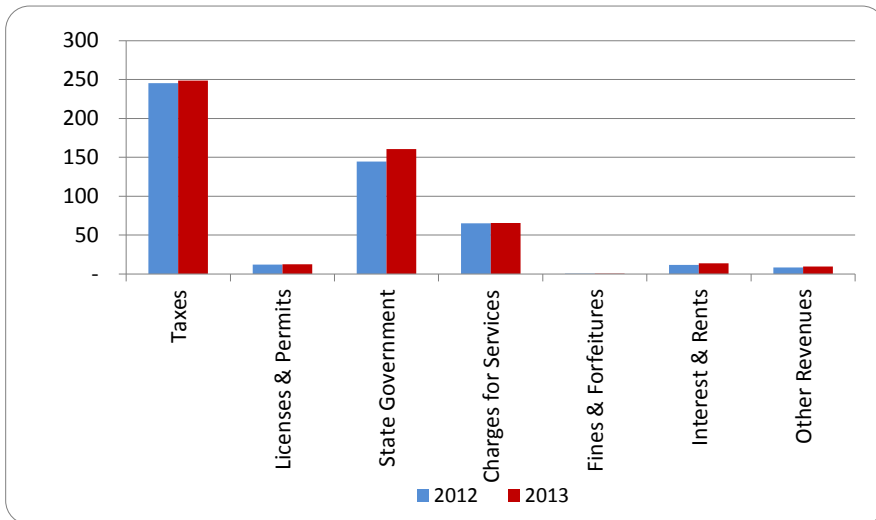


2. Compared to the prior year

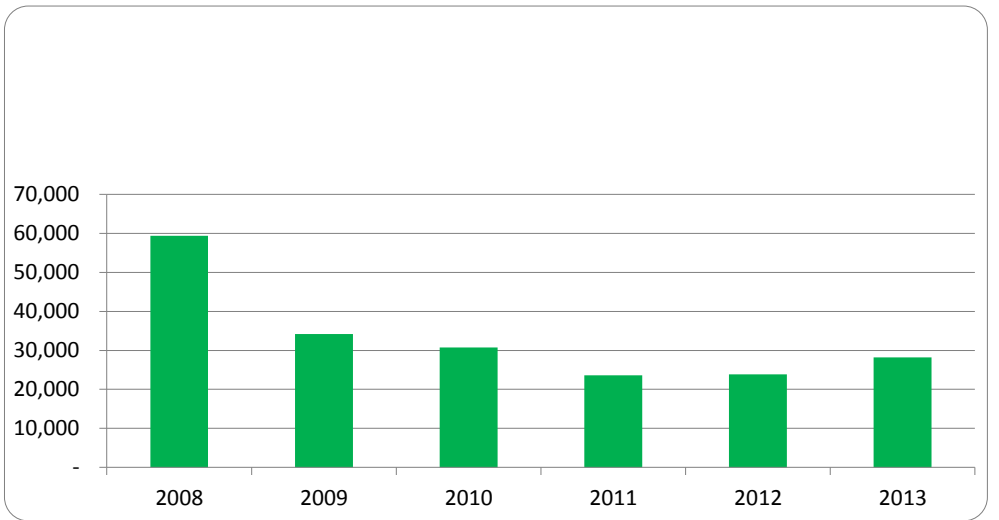
	<u>2012</u>	<u>2013</u>	<u>% change</u>
Taxes	\$ 511,694	\$ 519,146	1.46%
Licenses & Permits	\$ 25,266	\$ 26,099	3.30%
State Government	\$ 301,366	\$ 334,918	11.13%
Local Contributions	\$ -	\$ -	N/A
Charges for Services	\$ 135,382	\$ 137,061	1.24%
Fines & Forfeitures	\$ 35	\$ 50	42.86%
Interest & Rents	\$ 23,850	\$ 28,168	18.10%
Other Revenues	\$ 16,917	\$ 19,785	16.95%
Total Revenues	<u>1,014,510</u>	<u>1,065,227</u>	5.00%
			N/A

Interest & Rents

3. Revenue sources per capita - compared to the prior year



4. Historical trends of individual sources



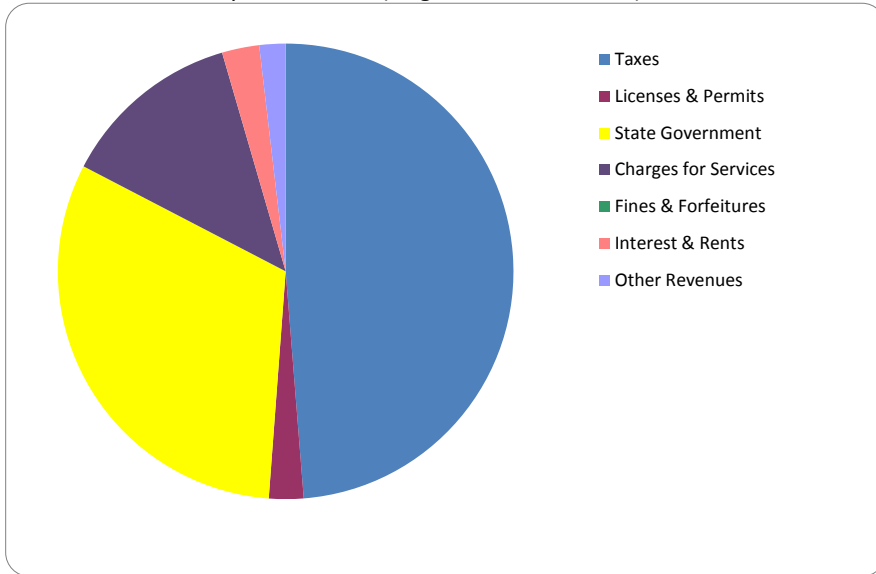
Commentary:

For more information on our unit's finances, contact Jo Ella Krantz at 989-662-6761.

CITIZENS' GUIDE TO LOCAL UNIT FINANCES - City of Auburn (09210)

REVENUES

1. Where our money comes from (all governmental funds)

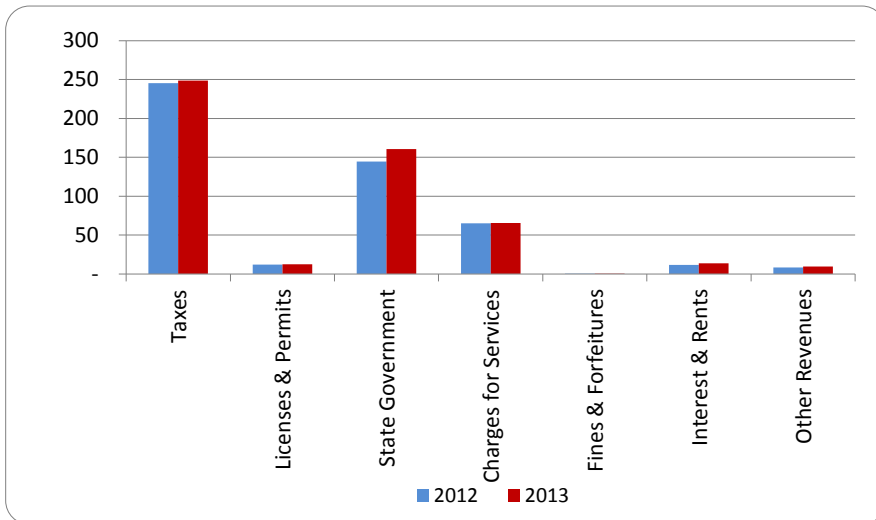


2. Compared to the prior year

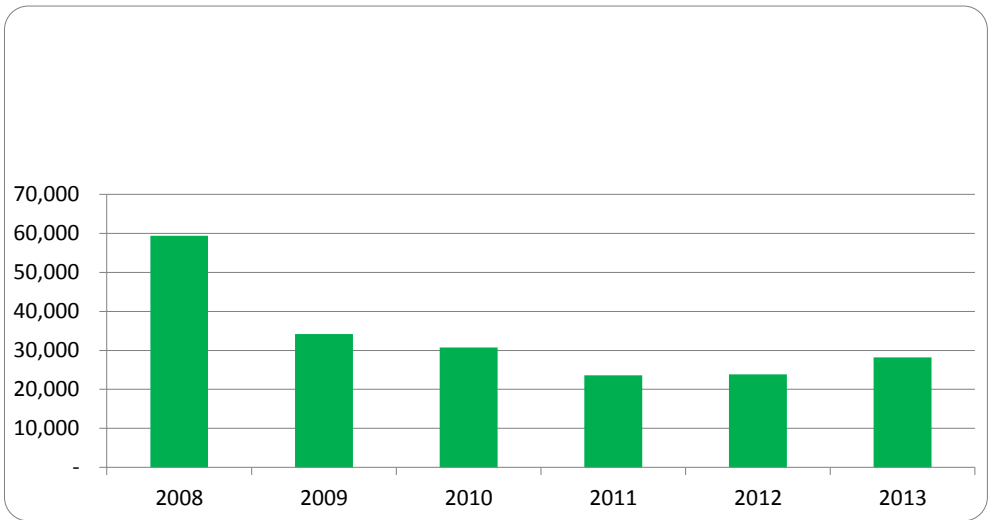
	<u>2012</u>	<u>2013</u>	<u>% change</u>
Taxes	\$ 511,694	\$ 519,146	1.46%
Licenses & Permits	\$ 25,266	\$ 26,099	3.30%
State Government	\$ 301,366	\$ 334,918	11.13%
Local Contributions	\$ -	\$ -	N/A
Charges for Services	\$ 135,382	\$ 137,061	1.24%
Fines & Forfeitures	\$ 35	\$ 50	42.86%
Interest & Rents	\$ 23,850	\$ 28,168	18.10%
Other Revenues	\$ 16,917	\$ 19,785	16.95%
Total Revenues	<u>1,014,510</u>	<u>1,065,227</u>	5.00%
			N/A

Interest & Rents

3. Revenue sources per capita - compared to the prior year



4. Historical trends of individual sources

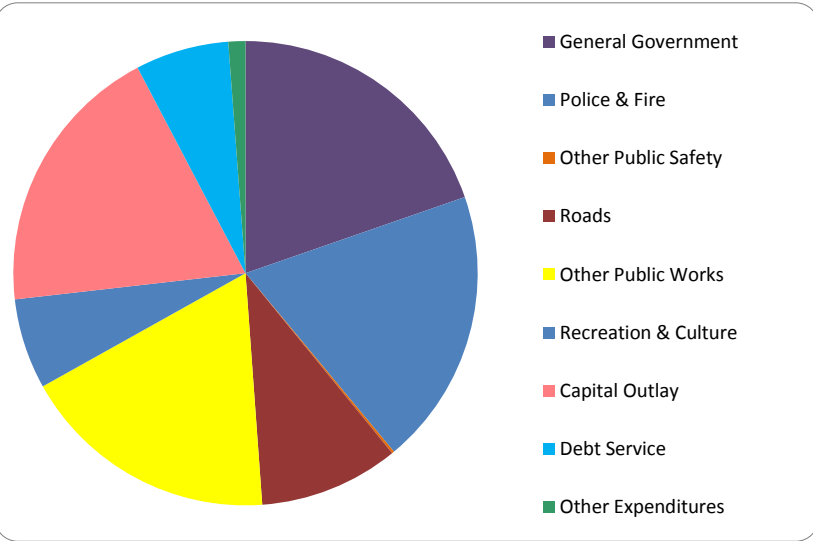


Commentary:

For more information on our unit's finances, contact Jo Ella Krantz at 989-662-6761.

CITIZENS' GUIDE TO LOCAL UNIT FINANCES - City of Auburn (09210)

1. Where we spend our money (all governmental funds)

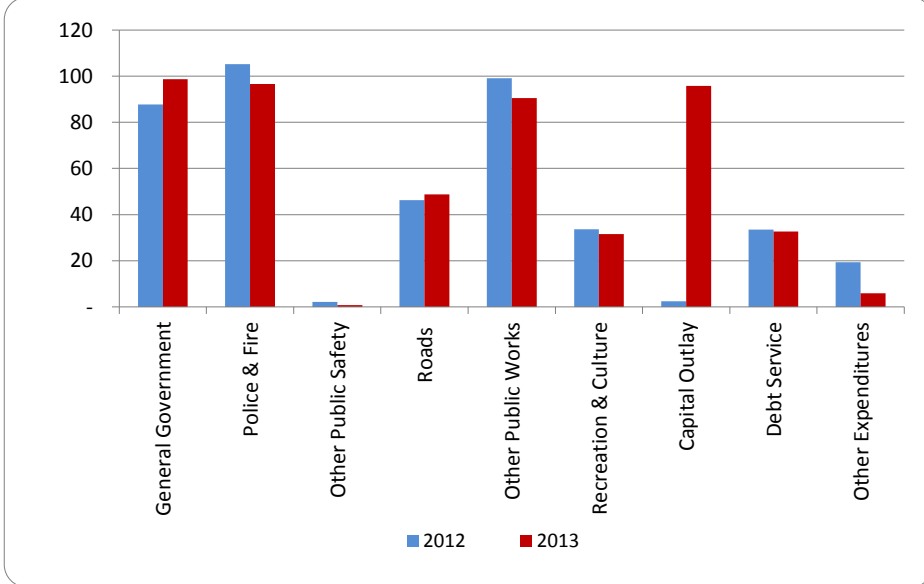


2. Compared to the prior year

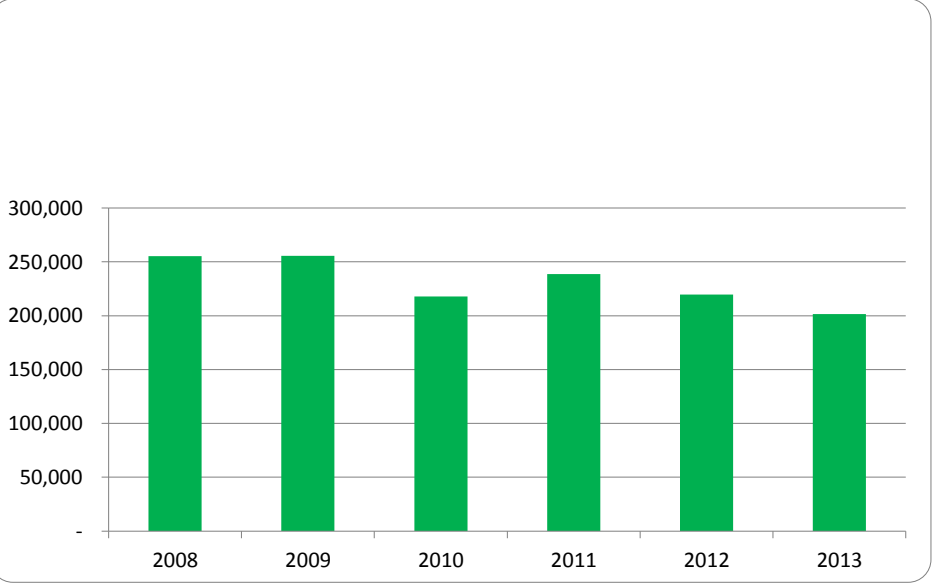
	2012	2013	% change
General Government	\$ 183,016	\$ 183,016	0.00%
Police & Fire	238,653	219,549	-8.00%
Other Public Safety	2,551	4,382	71.78%
Roads	165,396	96,483	-41.67%
Other Public Works	207,403	206,677	-0.35%
Health & Welfare	-	-	N/A
Community/Econ. Development	-	-	N/A
Recreation & Culture	72,148	70,253	-2.63%
Capital Outlay	-	5,102	N/A
Debt Service	391,135	70,000	-82.10%
Other Expenditures	12,400	40,323	225.19%
Total Expenditures	\$ 1,272,702	\$ 895,785	-29.62%

Police & Fire

3. Spending per capita - compared to the prior year



4. Historical trends of individual departments:



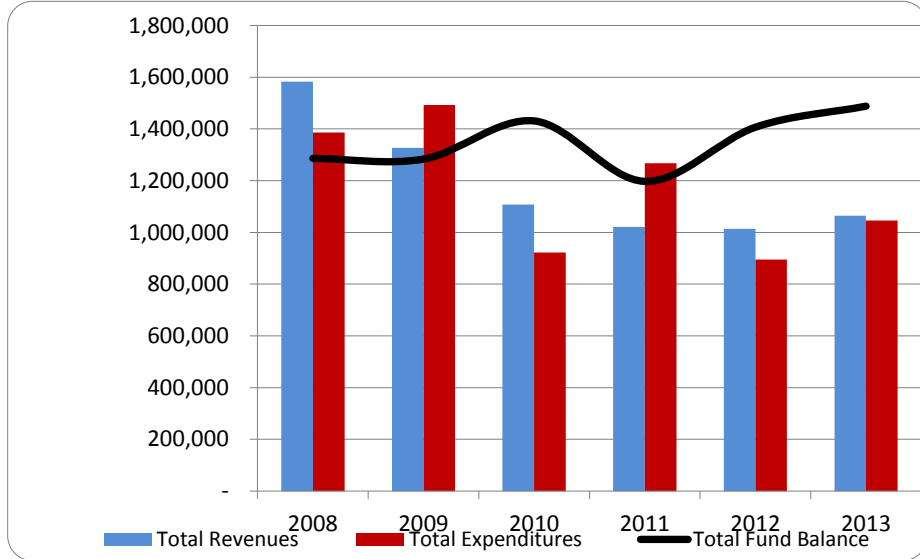
Commentary:

For more information on our unit's finances, contact Jo Ella Krantz at 989-662-6761.

CITIZENS' GUIDE TO LOCAL UNIT FINANCES - City of Auburn (09210)

FINANCIAL POSITION

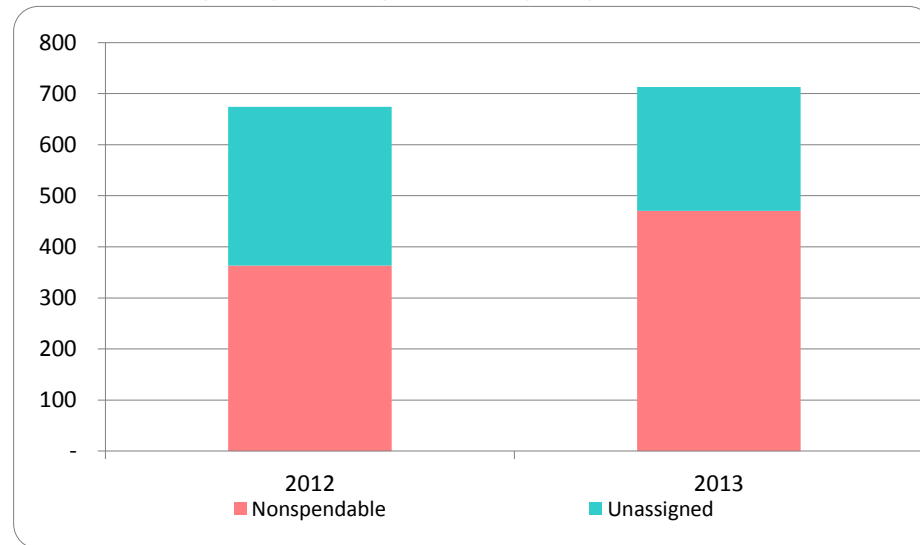
1. How have we managed our governmental fund resources (fund balance)?



2. Compared to the prior year

	2012	2013	% change
Revenue	1,014,510	1,065,227	5.00%
Expenditures	895,785	1,046,280	16.80%
Surplus (shortfall)	118,725	18,947	-84.04%
Fund balance, by component:			
Nonspendable	758,729	981,656	29.38%
Unassigned	647,985	506,504	-21.83%
total fund balance	1,406,714	1,488,160	5.79%

3. Fund balance per capita - compared to the prior year



4. Historical trends of individual components



Commentary:

For more information on our unit's finances, contact Jo Ella Krantz at 989-662-6761.